

## How to use technology to ensure that curricular goals are met, and evidence of learning is made visible to parents, authorities and other stakeholders?

Kindiedays Pedagogical Management Solution provides support for the full learning process based on best Finnish practices. The Finnish Early Childhood Education national curriculum prescribes the use of pedagogical documentation as one of the cornerstones. You can find a full description of about pedagogical documentation [here](#). In the following we analyze what outcomes Kindiedays provides for formative assessment of children's learning.

### Plan a systematic and holistic learning process

Following a curriculum in the daily work and documenting children's learning in a systematic way and with the right tools provides the opportunity for a holistic education and formative assessment.



Educator plans the learning with pedagogical activities based on curriculum objectives and children's previous learnings.

### Create the foundation for assessment

**Curricular learning goals** should guide the assessment process. Assessment happens **throughout educators' teaching and learning practices**. To make **assessment authentic** data should be collected in the **children's learning moments**. Prerequisites for this are an **infrastructure** of mobile apps and a mobile network that works well across the childcare premises. The curriculum must be also be available on the mobile phone or tablet for educators to relate to in the **learning moments with the children**. With this set up in place, the collection of data and meaningful formative assessment is possible.

-----  
Sign up for a *Free Consultative Call* with our expert at a time convenient for you!

Run pedagogical activities and make authentic observations of children’s learning moments in real time

Assessment of children’s learning starts by observing the child when engaged in the pedagogical activity:

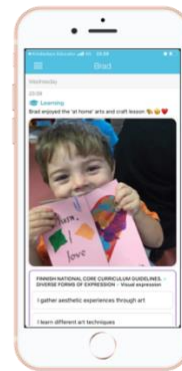
- Educator arranges teacher-led activities in-class such as circle time and guided learning with rich experimental activities.
- Children explore the world through child-initiated and playful activities in-class.
- Educator makes Learning Posts of children's learning with notes, photos and videos and connect observations to the curriculum objectives using Kindiedays Educator App. Watch Video [here](#).
- Learning Posts are shared with families in real time in the Kindiedays Family App.



Kindiedays Educator App



Kindiedays Family App



These authentic observations are stored in the child’s real time Journal and form the foundation for formative assessment. Educators can follow the child’s Learning Path directly from the Educator App. Watch Video [here](#).

The Journal offers families information about the child’s life, interests, self-image as a learner and as an individual. The goal is to provide evidence of the child’s learning and have families as active part in their child’s education and assessment:

- Gains trust in your kindergarten and professionalism.
- Stays on track about their child’s learning and development.
- Can communicate with the teacher and child.

The Journal also provides the opportunity to reflect the learning with the child:

- Sit down and discuss with each child eg. once a week/month about all the things you have done that month.
- Show all art works, photos, videos, recordings and other documents from that time and let the child tell his/her views and write the child’s words down.
- Finding out the child’s opinions and views is the most important thing!

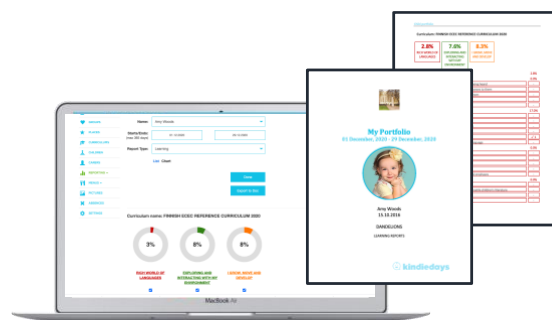
Plan next themes and projects according to the discussions with the children and families, observations and documentations.

Use automatically collected Child Portfolios to assess learning over time with co-teachers and families

The daily observations form the foundation for systematic and longer-term assessment of the child’s learning. Two types of Portfolios are available from the Manager Web. Portfolios are primarily used per child. They can be viewed on the screen and also exported as editable Word documents. The Portfolios can then be shared as pdf files to families and co-teachers for reflections, discussions and planning of the child’s further education.



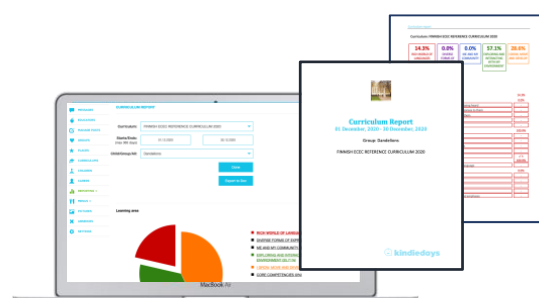
E-Portfolio extracted from “Child’s Journal” [Video](#).



Learning Report in “Chart” view [Video](#).

Use automatically collected Learning Statistics to review how efficiently the curriculum has been applied and to plan future learning.

Data collected from the observations form the foundation for analyzing how well the curriculum has been followed primarily per group or the whole center. From the charts it is easy to see where time has been spent in different learning areas and which areas might require more time. The reports can be viewed on the screen and also exported as editable Word documents. The reports can then be shared with co-teachers for reflections, discussions and planning of the children’s further education.



Curriculum Report ([Video](#)).